

Supplier Performance and the SMICoP Domestic Monitoring and Compliance Survey Report:

Results for Smart Meter Installations Occurring from April to June 2021

Published 27 August 2021

Summary

The Smart Meter Installation Code of Practice ([SMICoP](#)) is a set of rules that energy suppliers must follow when installing smart meters in homes and smaller businesses.

To make sure these standards have been met by the energy suppliers, a sample of customers are asked about their experiences when their smart meter was installed. These surveys are carried out by independent survey organisations on behalf of energy suppliers. More information regarding the methodology can be found within Annex A of this report.

The Monitoring and Compliance Customer Survey (MCCS) report was established to show if energy suppliers have met their obligations and responsibilities set out in the SMICoP rules. This report provides a summary of the answers customers gave about what happened when a smart meter was installed in their home. Some of the questions within the report show how your energy supplier is performing when installing smart meters in homes compared to other suppliers.

Some of the questions within the report do not demonstrate the performance of an energy supplier if looked at on their own. For the questions that don't indicate a better or worse performance, that are intended to help qualify¹ a subsequent question, the information is presented listed by supplier in alphabetical order in black shaded tables and figures. Where suppliers' performance is ranked highest to lowest, these are shown in blue shaded tables and figures. Where suppliers are ranked, their score is rounded to the nearest whole number percentage.

[Ofgem](#) monitors suppliers' compliance with this code; including results which may suggest poor or low performance when compared to others.

If you can't see your energy supplier in this report, or for a specific question, there are a few reasons why this might be:

- Some energy suppliers submit their results in a different name to the one that appears on your bill. For example a supplier could be owned by a company with a different name (a parent company). Another example would be where a supplier was part of a group of companies that used different brand names for different products and services. Table 7 (page 24) will tell you where a supplier is reporting survey results on behalf of another energy supplier, and lists all those suppliers' names.
- Suppliers' results are only included for questions where 30 or more of their customers responded. A lower response rate can make it difficult to draw reliable conclusions and so they aren't included.

¹ Qualifying question definition - It is a question which either qualifies or disqualifies respondents from moving onto a certain question, depending on the answer that they chose. For example, for question 4a, if people answered "Yes" to this question, they are able to move onto question 4b. If people answered "No" to this question, they move straight onto question 5.

- If a supplier doesn't appear in a graph or table, it does not mean they scored 0% from customers for that question.
- If a supplier plans on installing a small number of meters they might not need to complete surveys every quarter. Some suppliers report annually. The thresholds for when a supplier has to submit survey results, and how often, are set out in Annex B.

A full list of suppliers who submitted survey results can be found later on in this report, in Table 7.

From the end of Quarter 1 2020 onwards, the number of installations reduced in response to the COVID-19 pandemic. Meter installers spent less time inside homes to minimise the risk of transmission for customers and for installers, which may affect responses to Questions on Energy Efficiency advice and displaying meter functionality.

The energy industry temporarily reduced some non-critical activities in response to COVID-19, and therefore a report was not published for installations carried out in April, May and June (Q2) 2020.

Throughout the COVID-19 pandemic energy suppliers have followed UK and Regional Government Advice to make sure that smart meter installations are safe for the customer and the installer. Where installations took place, energy efficiency advice and other onsite activities may have changed from being provided in person, to be provided remotely. This may have affected some of the answers provided by respondents.

Energy suppliers were able to temporarily change the questions they ask in this survey to take account of the safety measures they have adopted during the COVID-19 pandemic.

The questions energy suppliers were able to temporarily change are questions 3, 4, 4a and 4b. More information about the temporary wording can be found under each question within this report.

If you have question about your own smart meter installation, please get in touch with your energy supplier whose contact details can be found on your most recent bill.

If you want more information about the Monitoring and Compliance Customer Survey, please visit the SMICoP website or email smicop@electralink.co.uk. The rules about the Monitoring and Compliance Customer Survey can be found in section C of the code, found here [here](#).

Table of Contents

Summary.....	2
Question 1: Were you told you were getting a smart meter?.....	5
Question 2: Were you offered an In-Home Display?.....	7
Question 3: Did the installer provide a demonstration of the equipment installed?	8
Question 4: Did the installer offer advice or information on how to use less electricity and/or gas during the visit?.....	11
Question 4a: If the installer did offer advice or information, did you take up the offer?	13
Question 4b: Did the advice or information given take into account your home and/or how you use energy? .	15
Question 5: Were you asked to pay for any goods and services before, during or after the installation visit?...	17
Question 5a: If yes, had the energy supplier asked for your permission to discuss goods and services before the visit?.....	19
Question 6a: Did anyone present at the installation have any additional needs or specific requirements that the installer needed to take into account during the installation?	20
Question 6b: Were your needs taken into account during the installation?	22
Summary of Energy supplier Responses for All Questions	23
Annex A - Methodology	24
Annex B – Monitoring Compliance Customer Survey submission thresholds	25

Question 1: Were you told you were getting a smart meter?

Your energy supplier should get in touch with you before a smart meter is installed.

The chart below shows the percentage of customers who said that, yes, their energy supplier told them they were getting a smart meter.

Figure 1: April to June 2021 results of "Yes" responses, ranked highest to lowest, to Question 1 "Were you told you were getting a smart meter?"

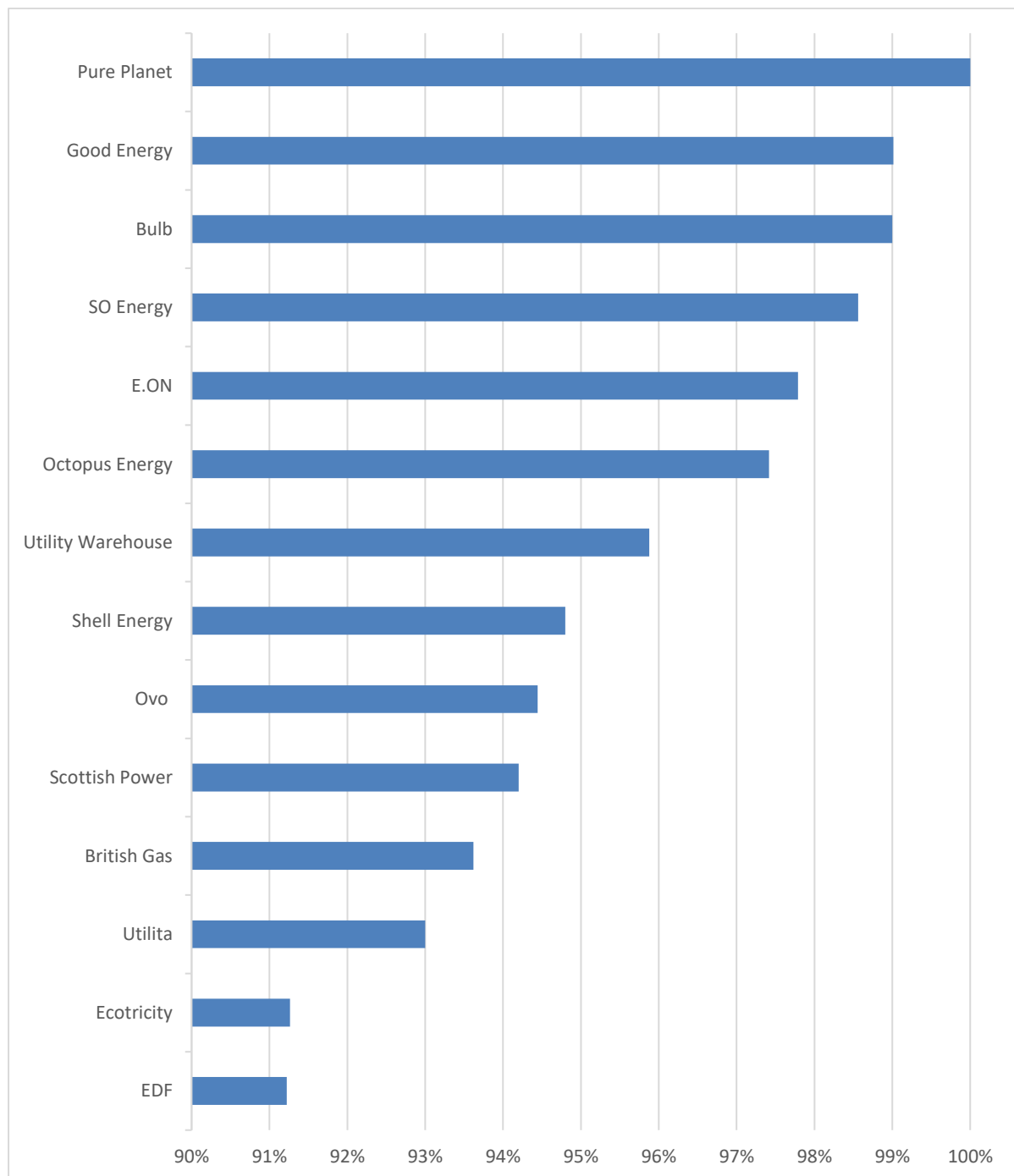


Table 1: Energy supplier results for Question 1, in alphabetical order, for installations occurring April to June 2021.

	Jul to Sep 2020	Oct to Dec 2020	Jan to Mar 2021	Apr to Jun 2021
British Gas	93%	92%	91%	94%
Bulb	98%	99%	98%	99%
E.ON	97%	97%	97%	98%
Ecotricity	93%	92%	89%	91%
EDF	96%	97%	96%	91%
Good Energy	n/a	n/a	n/a	99%
Octopus Energy	97%	96%	98%	97%
Ovo	97%	96%	98%	94%
Pure Planet	n/a	94%	99%	100%
Scottish Power	98%	95%	97%	94%
Shell Energy	98%	97%	96%	95%
SO Energy	n/a	n/a	97%	99%
Utilita	93%	77%	91%	93%
Utility Warehouse	96%	98%	95%	96%

Question 2: Were you offered an In-Home Display?

Your energy supplier should offer you an In-Home Display (IHD) when your smart meter is installed. IHDs are hand-held devices which show near real-time information about how much energy is being used, and what it costs in pounds and pence.

IHDs also have other helpful features, like showing how much energy was used in the recent past. With this information, you can easily understand what energy you are using, and how you might make changes to use less and save money on your bills.

Figure 2: April to June 2021 results of "Yes" responses, ranked highest to lowest, to Question 2 "Were you offered an In-Home Display"

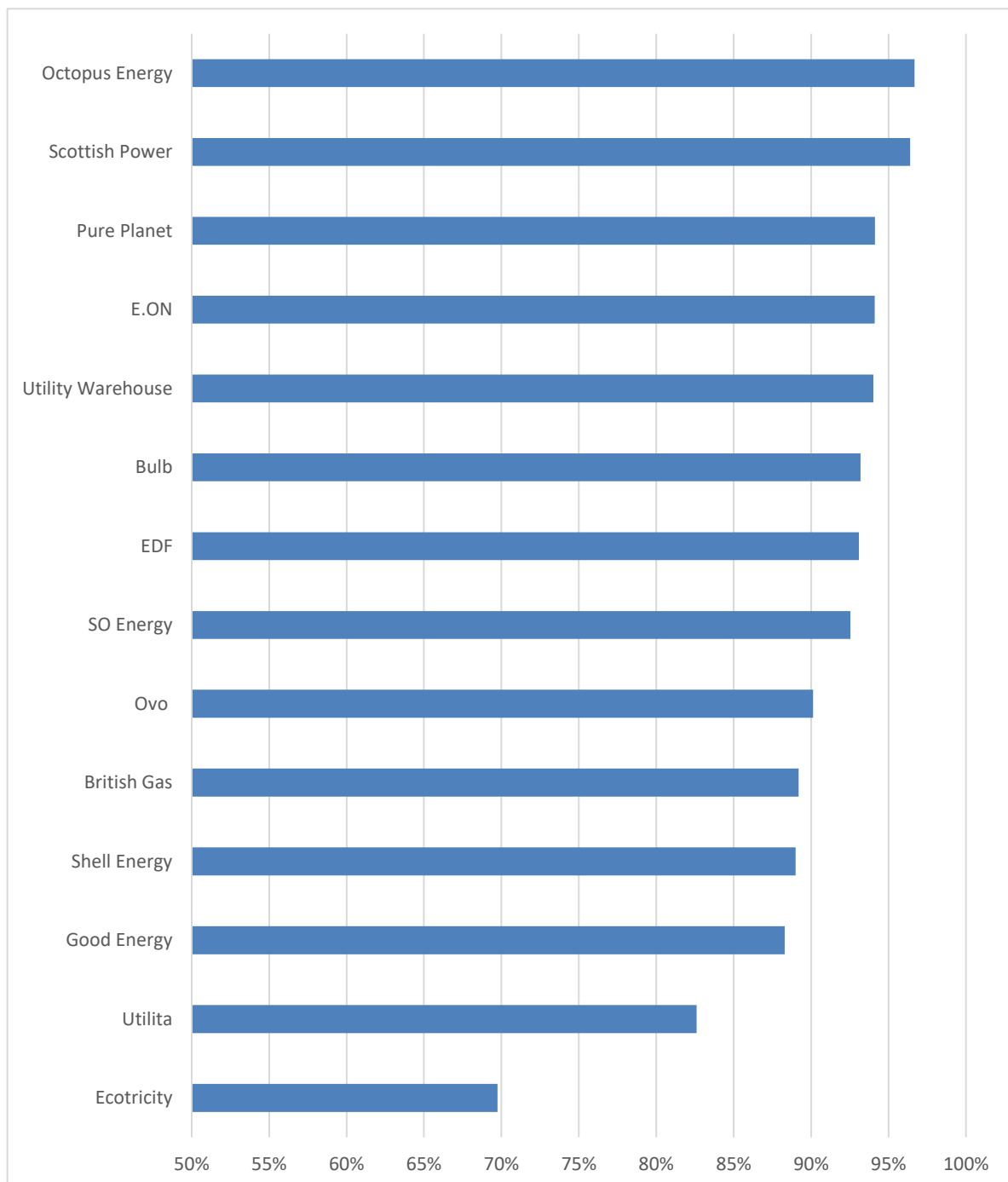


Table 2: Energy supplier results for Question 2, in alphabetical order, for installations occurring in April to June 2021

	Jul to Sep 2020	Oct to Dec 2020	Jan to Mar 2021	Apr to Jun 2021
British Gas	90%	91%	88%	89%
Bulb	96%	96%	96%	93%
E.ON	95%	97%	95%	94%
Ecotricity	71%	72%	75%	70%
EDF	94%	95%	92%	93%
Good Energy	n/a	n/a	n/a	88%
Octopus Energy	97%	96%	96%	97%
Ovo	90%	91%	92%	90%
Pure Planet	n/a	94%	92%	94%
Scottish Power	94%	94%	97%	96%
Shell Energy	86%	89%	84%	89%
SO Energy	n/a	n/a	96%	93%
Utilita	50%	65%	84%	83%
Utility Warehouse	94%	95%	95%	94%

Question 3: Did the installer provide a demonstration of the equipment installed?

You should be given an easy to understand demonstration of how to use a new smart meter, and the In-Home Display. You should be able to understand the information you can see on the IHD. This will help you get the most out your smart meter, and mean you are able to properly understand how you are using energy.

Note: Due to COVID-19 safety measures suppliers may have chosen to use alternate wording for this question: Did the installer provide instructions of how to use the equipment installed?

Figure 3: April to June 2021 results of "Yes" responses, ranked highest to lowest, to Question 3 "Did the installer provide a demonstration of the equipment installed?"

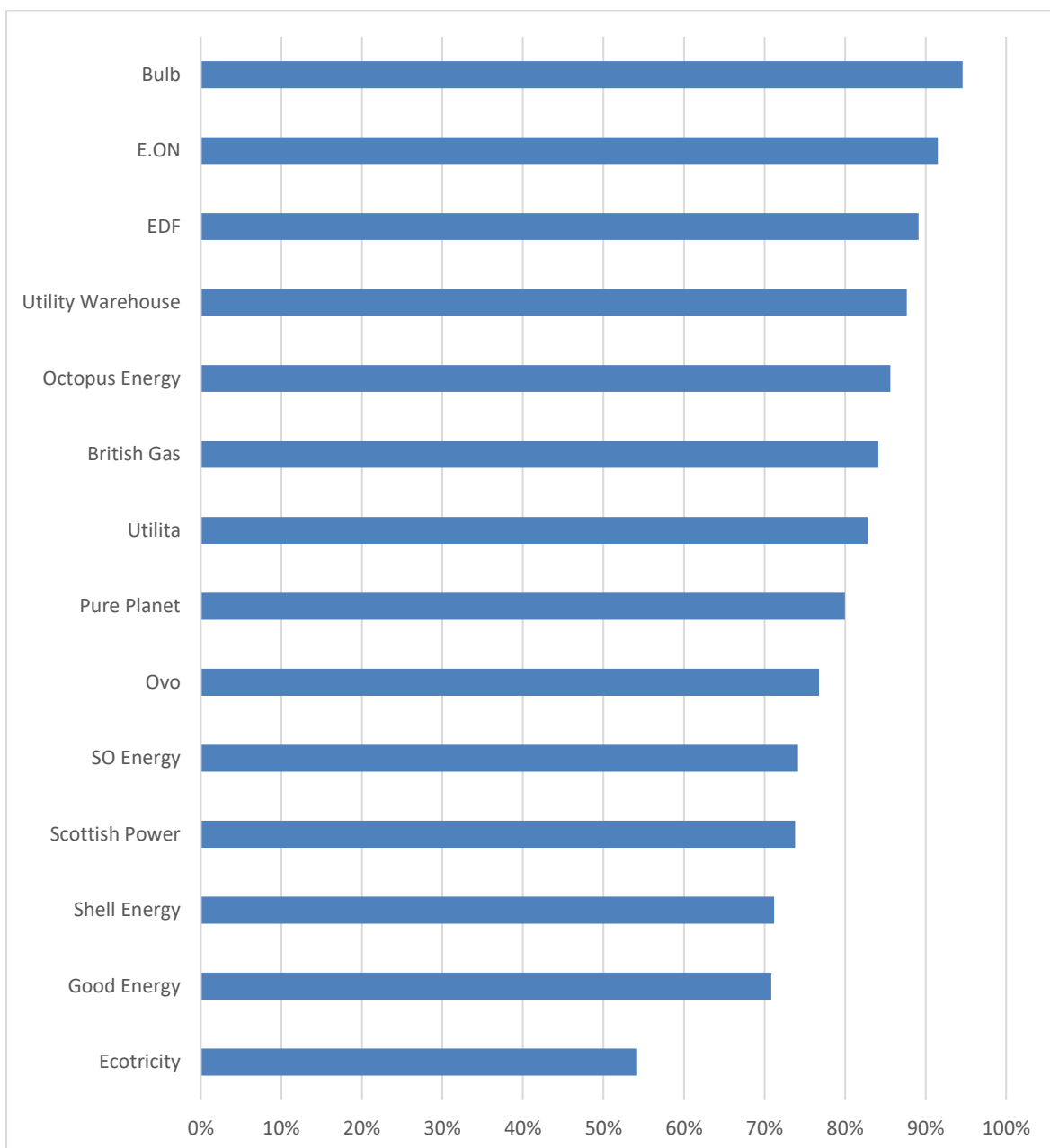


Table 3: Energy supplier results for Question 3, in alphabetical order, for installations occurring in April to June 2021

	Jul to Sep 2020	Oct to Dec 2020	Jan to Mar 2021	Apr to Jun 2021
British Gas	86%	85%	85%	84%
Bulb	91%	96%	96%	95%
E.ON	77%	87%	92%	92%
Ecotricity	62%	65%	47%	54%
EDF	92%	90%	86%	89%
Good Energy	n/a	n/a	n/a	71%
Octopus Energy	85%	83%	80%	86%
Ovo	83%	76%	81%	77%
Pure Planet	n/a	77%	78%	80%
Scottish Power	80%	75%	76%	74%
Shell Energy	72%	73%	64%	71%
SO Energy	n/a	n/a	80%	74%
Utilita	67%	66%	84%	83%
Utility Warehouse	88%	89%	87%	88%

Question 4: Did the installer offer advice or information on how to use less electricity and/or gas during the visit?

When you have a smart meter installed, your energy supplier should also offer you advice about how to save energy.

To make sure the energy savings advice is relevant to you, the information should be tailored to your home and energy habits (see question 4b).

Note: Due to COVID-19 safety measures suppliers may have chosen to use alternate wording for this question: Did the installer offer advice or provide information on how to use less electricity and/or gas after the visit was arranged?

Figure 4.1: April to June 2021 results of "Yes" responses, ranked highest to lowest, to Question 4 "Did the installer offer advice or information on how to use less electricity and/or gas during the visit?"

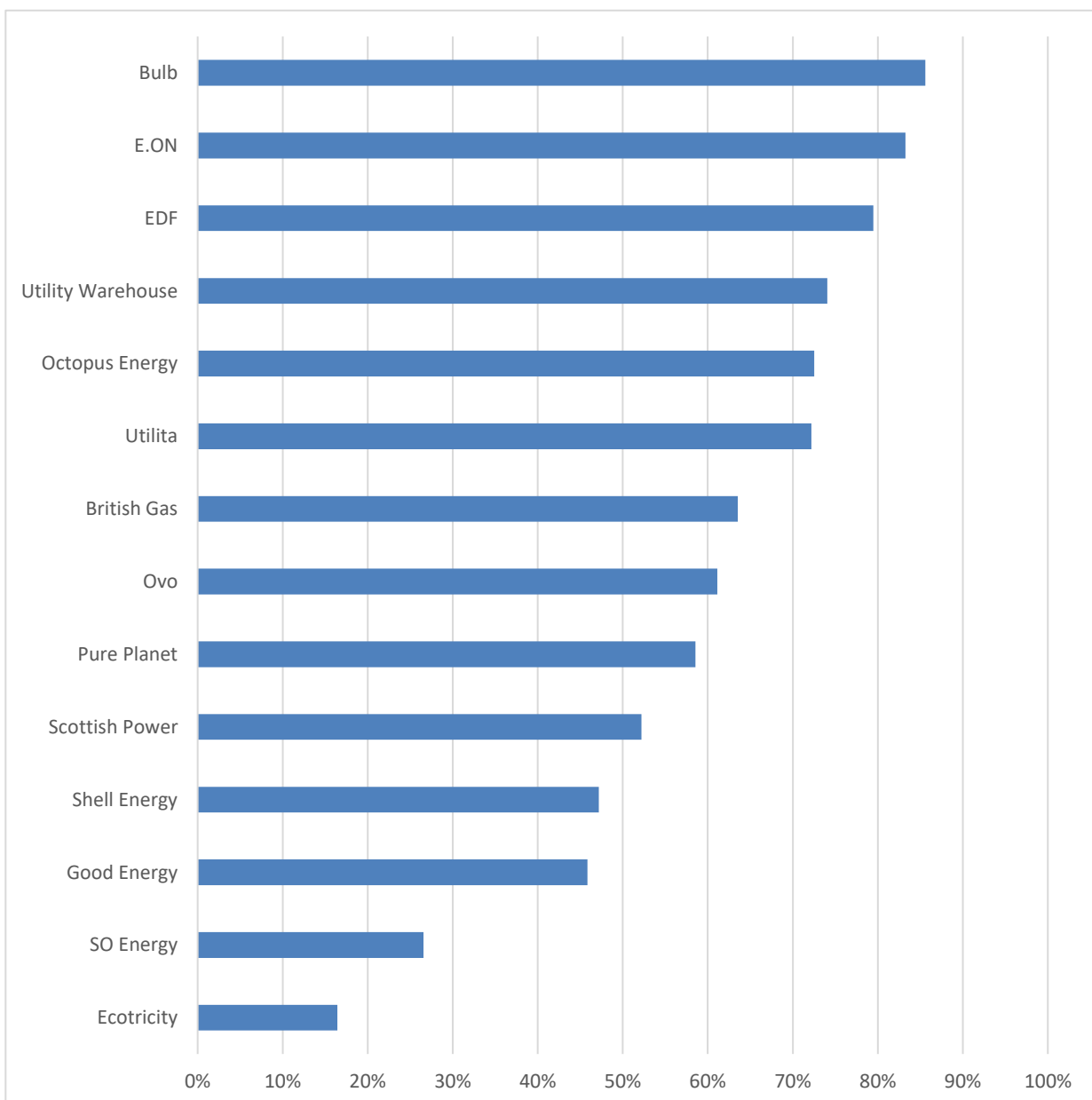


Table 4.1: Energy supplier results for Question 4, in alphabetical order, for installations occurring in April to June 2021

	Jul to Sep 2020	Oct to Dec 2020	Jan to Mar 2021	Apr to Jun 2021
British Gas	67%	66%	68%	64%
Bulb	69%	85%	87%	86%
E.ON	50%	69%	77%	83%
Ecotricity	15%	17%	15%	16%
EDF	84%	83%	82%	79%
Good Energy	n/a	n/a	n/a	46%
Octopus Energy	75%	66%	65%	73%
Ovo	58%	46%	53%	61%
Pure Planet	n/a	43%	46%	59%
Scottish Power	64%	57%	55%	52%
Shell Energy	49%	55%	45%	47%
SO Energy	n/a	n/a	21%	27%
Utilita	38%	35%	76%	72%
Utility Warehouse	70%	76%	73%	74%

Question 4a: If the installer did offer advice or information, did you take up the offer?

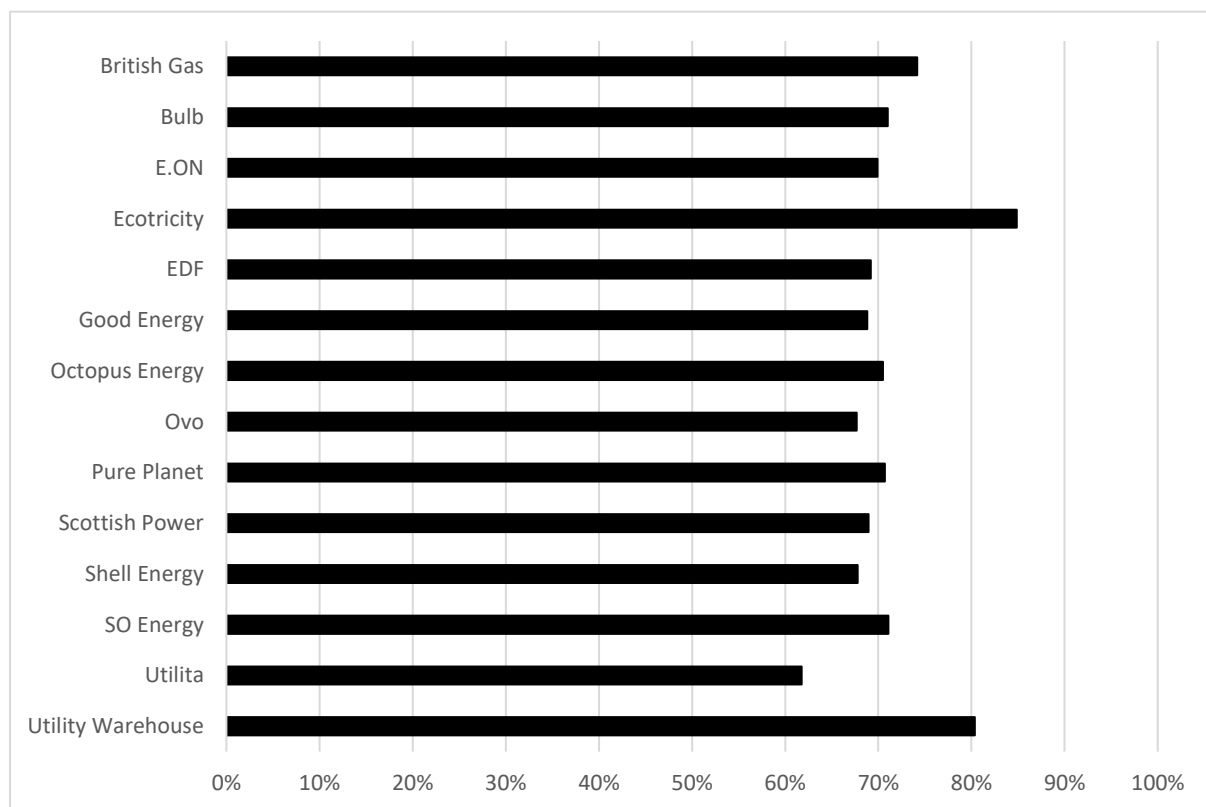
People who said they were offered energy saving advice by meter installer were asked if they accepted the opportunity to find out about how they might save money and energy.

It is up to a customer if they want to get energy saving advice from the person installing the meter. So, the number of people who answer 'yes' to this question is likely to be less the number of people who respond to other questions.

The responses to this question are listed in alphabetical order by supplier. Where the figure is presented in black, the question is a qualifying question² for a subsequent question, which does not demonstrate any comparison of performance between the energy suppliers.

Note: Due to COVID-19 safety measures suppliers may have chosen to use alternate wording for this question: If your energy supplier did offer advice or information, did you take up the offer?

Figure 4.2: April to June 2021 results of "Yes" responses, in alphabetical order, to Question 4a "If the installer did offer advice or information, did you take up the offer?"



² Qualifying question definition - It is a question which either qualifies or disqualifies respondents from moving onto a certain question, depending on the answer that they chose. For example, for question 4a, if people answered "Yes" to this question, they are able to move onto question 4b. If people answered "No" to this question, they move straight onto question 5.

Table 4.2: Energy supplier results for Question 4a, in alphabetical order, for installations occurring in April to June 2021

	Jul to Sep 2020	Oct to Dec 2020	Jan to Mar 2021	Apr to Jun 2021
British Gas	74%	70%	74%	74%
Bulb	75%	69%	71%	71%
E.ON	63%	73%	64%	70%
Ecotricity	85%	82%	n/a	85%
EDF	70%	70%	72%	69%
Good Energy	n/a	n/a	n/a	69%
Octopus Energy	67%	71%	70%	70%
Ovo	78%	72%	76%	68%
Pure Planet	n/a	80%	83%	71%
Scottish Power	77%	73%	72%	69%
Shell Energy	69%	74%	69%	68%
SO Energy	n/a	n/a	71%	71%
Utilita	64%	53%	63%	62%
Utility Warehouse	83%	84%	82%	80%

Question 4b: Did the advice or information given take into account your home and/or how you use energy?

Energy suppliers should offer energy saving advice based on your home and how you use energy.

If a customer has said they accepted energy saving advice (4a) they are also asked if the advice was tailored to them. This question is likely to have fewer people respond than other questions.

Note: Due to COVID-19 safety measures suppliers may have chosen to use alternate wording for this question: Did the advice or information provided take into account your home and/or how you use?

Figure 4.3: April to June 2021 results of "Yes" responses, ranked highest to lowest, to Question 4b "Did the advice or information given take into account your home and/or how you use energy?"

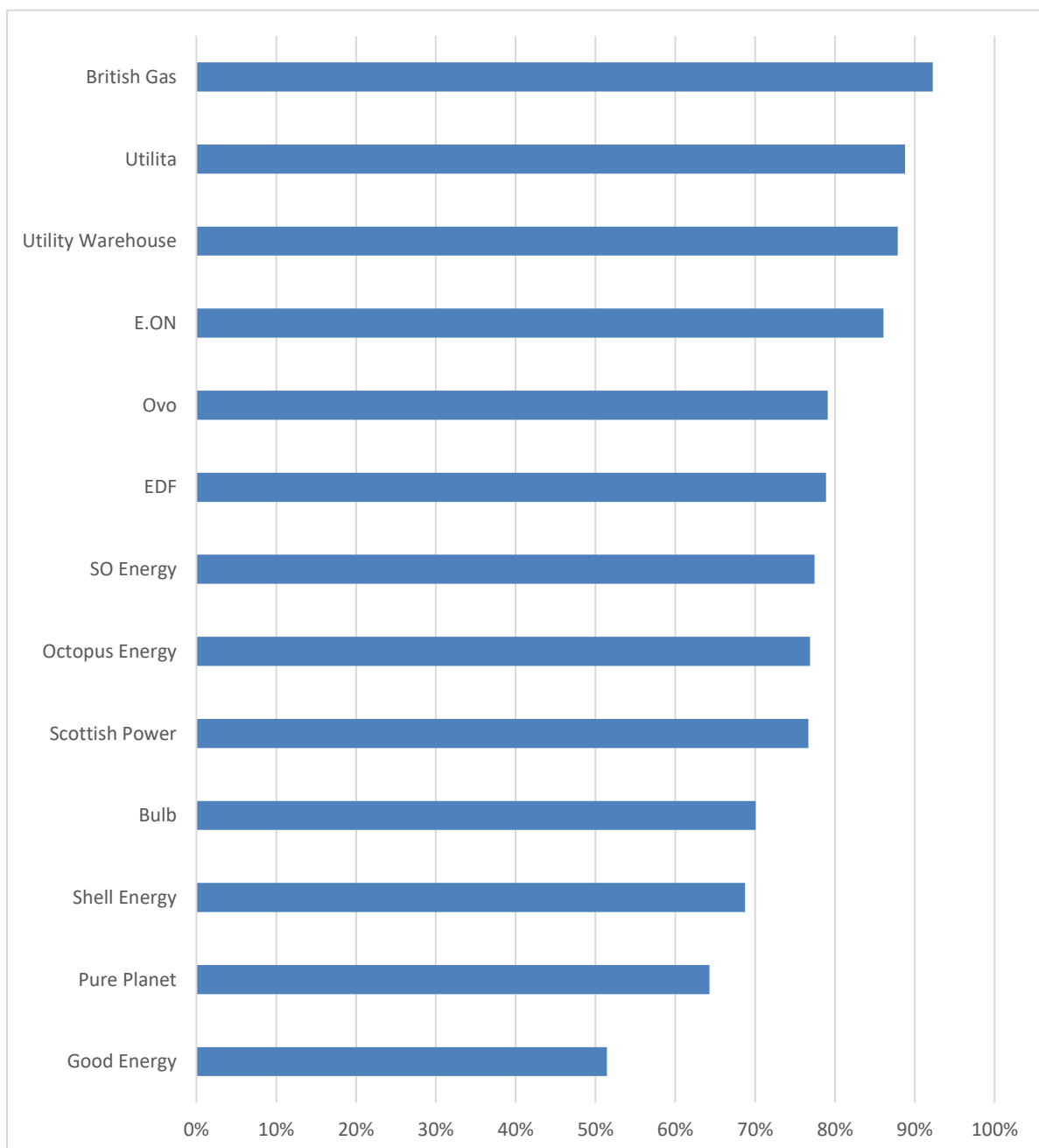


Table 4.3: Energy supplier results for Question 4b, in alphabetical order, for installations occurring in April to June 2021

	Jul to Sep 2020	Oct to Dec 2020	Jan to Mar 2021	Apr to Jun 2021
British Gas	93%	94%	91%	92%
Bulb	67%	63%	67%	70%
E.ON	87%	88%	89%	86%
Ecotricity	73%	83%	n/a	n/a
EDF	79%	78%	79%	79%
Good Energy	n/a	n/a	n/a	51%
Octopus Energy	81%	78%	83%	77%
Ovo	81%	82%	81%	79%
Pure Planet	n/a	63%	66%	64%
Scottish Power	67%	78%	76%	77%
Shell Energy	76%	74%	79%	69%
SO Energy	n/a	n/a	75%	77%
Utilita	81%	86%	81%	89%
Utility Warehouse	86%	87%	83%	88%

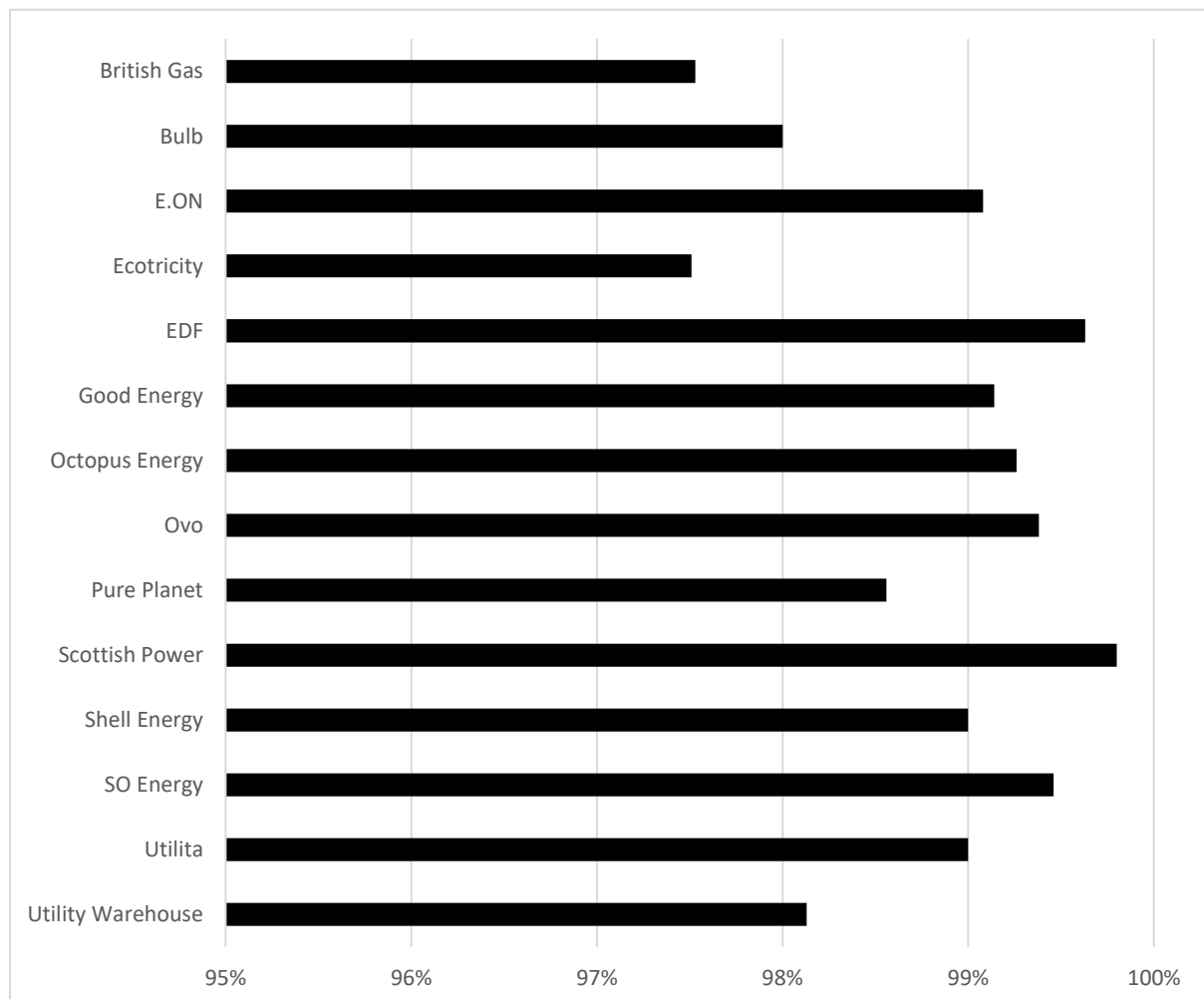
Question 5: Were you asked to pay for any goods and services before, during or after the installation visit?

Energy suppliers must ask permission to discuss goods or services when a smart meter is installed.

The chart below shows the percentage of customers who confirmed they were not asked to pay for a goods or services. Having low numbers of responses from a supplier makes it difficult to draw reliable conclusions. So only where there are 30 or more responses to the question are the supplier's responses included.

The responses to this question are listed in alphabetical order by supplier. Where the figure is presented in black, the question is a qualifying question³ for a subsequent question, which does not demonstrate any comparison of performance between the energy suppliers.

Figure 5.1: April to June 2021 results of "No" responses, in alphabetical order, to Question 5 "Were you asked to pay for any goods and services before, during or after the installation visit?"



³ Qualifying question definition- It is a question which either qualifies or disqualifies respondents from moving onto a certain question, depending on the answer that they chose. For example, for question 4a, if people answered "Yes" to this question, they are able to move onto question 4b. If people answered "No" to this question, they move straight onto question 5.

Table 5.1: Energy supplier results for Question 5, in alphabetical order, for installations occurring in April to June 2021

	Jul to Sep 2020	Oct to Dec 2020	Jan to Mar 2021	Apr to Jun 2021
British Gas	96%	97%	97%	98%
Bulb	99%	99%	99%	98%
E.ON	99%	99%	99%	99%
Ecotricity	97%	96%	95%	98%
EDF	100%	100%	99%	100%
Good Energy	n/a	n/a	n/a	99%
Octopus Energy	98%	99%	99%	99%
Ovo	100%	100%	99%	99%
Pure Planet	n/a	99%	99%	99%
Scottish Power	100%	99%	100%	100%
Shell Energy	99%	99%	99%	99%
SO Energy	n/a	n/a	99%	99%
Utilita	97%	99%	98%	99%
Utility Warehouse	97%	97%	98%	98%

Question 5a: If yes, had the energy supplier asked for your permission to discuss goods and services before the visit?

If a customer says they were asked to pay for goods or services before the visit (Q5), they are also asked if the supplier had asked permission to talk about this beforehand. This is because only some people are asked this question the number of responses may be fewer than for other questions.

Fewer than 30 responses were received for all suppliers for Question 5a for the period April to June 2021. Having low numbers of responses makes it difficult to draw reliable conclusions, so they aren't included in the report, and so no graph or table is shown here

Question 6a: Did anyone present at the installation have any additional needs or specific requirements that the installer needed to take into account during the installation?

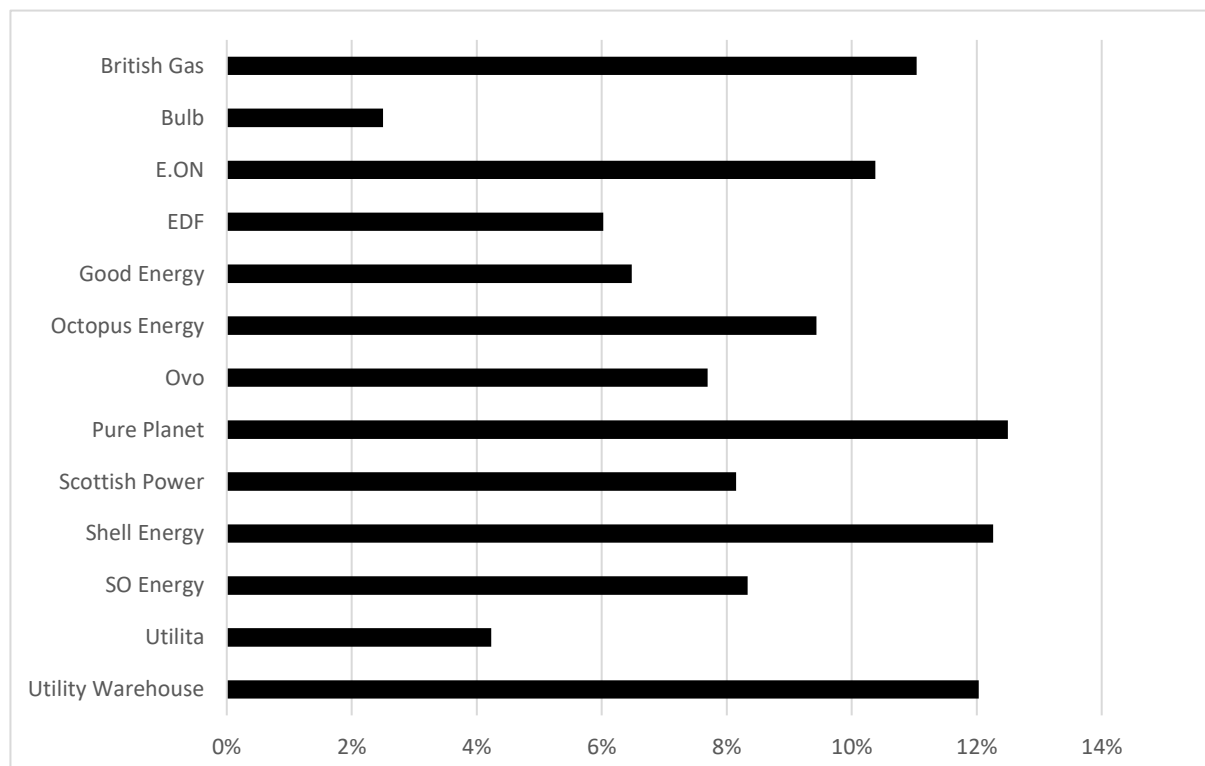
A supplier should check if anyone in the home has any specific or additional needs where a smart meter is getting installed.

All people who responded to the survey were asked if anyone in the home had additional needs. Where they answered that they did have additional needs or specific requirements they were asked a follow up question, checking that these were taken into account when the smart meter was installed.

An example of this might include medical equipment that needs a constant supply of energy, even when the electricity supply to the house is switched off. Or if a customer had a visual impairment, the meter installer might show them how to use the smart meter in a different way.

The responses to this question are listed in alphabetical order by supplier. Where the figure is presented in black, the question is a qualifying question⁴ for a subsequent question, which does not demonstrate any comparison of performance between the energy suppliers.

Figure 6.1: April to June 2021 of "Yes" responses, in alphabetical order, to Question 6a "Did anyone present at the installation have any additional needs or specific requirements that the installer needed to take into account during the installation?"



⁴ Qualifying question definition- It is a question which either qualifies or disqualifies respondents from moving onto a certain question, depending on the answer that they chose. For example, for question 4a, if people answered "Yes" to this question, they are able to move onto question 4b. If people answered "No" to this question, they move straight onto question 5.

Table 6.1: Energy supplier results for Question 6a, in alphabetical order, for installations occurring in April to June 2021

	Jul to Sep 2020	Oct to Dec 2020	Jan to Mar 2021	Apr to Jun 2021
British Gas	12%	15%	17%	11%
Bulb	8%	8%	13%	3%
E.ON	12%	15%	11%	10%
Ecotricity	17%	17%	n/a	n/a
EDF	12%	7%	10%	6%
Good Energy	n/a	n/a	n/a	6%
Octopus Energy	12%	19%	15%	9%
Ovo	11%	10%	13%	8%
Pure Planet	n/a	80%	11%	13%
Scottish Power	6%	10%	14%	8%
Shell Energy	11%	9%	10%	12%
SO Energy	n/a	n/a	9%	8%
Utilita	15%	15%	10%	4%
Utility Warehouse	18%	15%	21%	12%

Question 6b: Were your needs taken into account during the installation?

For those people who had said they did have additional needs, they were asked to say if they felt their needs were taken into account during the installation.

Because only some people are asked this question, the number of responses may be fewer than for other questions. Having low numbers of responses from a supplier makes it difficult to draw reliable conclusions. So only where 30 or more responses were provided for a question are the supplier's responses included.

Figure 6.2: April to June 2021 results of "Yes" responses, ranked highest to lowest, to Question 6b "Were your needs taken into account during the installation?"

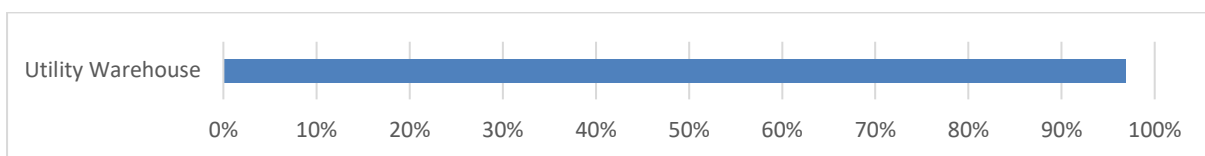


Table 6.2: Energy supplier results for Question 6b, in alphabetical order, for installations occurring in April to June 2021

	Jul to Sep 2020	Oct to Dec 2020	Jan to Mar 2021	Apr to Jun 2021
Utility Warehouse	n/a	n/a	76%	97%

Summary of Energy supplier Responses for All Questions

Table 7: Overall supplier results for all survey questions, in alphabetical order, for installations occurring in April to June 2021.

Supplier	Names of other companies included in supplier's reporting	% yes Q1	% yes Q2	% yes Q3	% yes Q4	% yes Q4a	% yes Q4b	% no Q5	% yes Q5a	% yes Q6a	% yes Q6b
British Gas		94%	89%	84%	64%	74%	92%	98%	n/a	11%	n/a
Bulb		98%	93%	95%	86%	71%	70%	98%	n/a	3%	n/a
E.ON	E.ON Next, Npower (Npower reported separately to E.On before Q1 2021)	98%	94%	92%	83%	70%	86%	99%	n/a	10%	n/a
Ecotricity		91%	70%	54%	16%	85%	n/a	98%	n/a	n/a	n/a
EDF		91%	93%	89%	79%	69%	79%	100%	n/a	6%	n/a
Good Energy		99%	88%	71%	46%	69%	51%	99%	n/a	6%	n/a
Octopus Energy		97%	97%	86%	73%	70%	77%	99%	n/a	9%	n/a
Ovo	SSE, Boost, Spark, Swalec, Scottish Hydro, Atlantic and Southern Electric	94%	90%	77%	61%	68%	79%	99%	n/a	8%	n/a
Pure Planet		100%	94%	80%	59%	71%	64%	99%	n/a	13%	n/a
Scottish Power		94%	96%	74%	52%	69%	77%	100%	n/a	8%	n/a
Shell Energy		95%	89%	71%	47%	68%	69%	99%	n/a	12%	n/a
SO Energy		99%	93%	74%	27%	71%	77%	99%	n/a	8%	n/a
Utilita		93%	83%	83%	72%	62%	89%	99%	n/a	4%	n/a
Utility Warehouse		96%	94%	88%	74%	80%	88%	99%	n/a	12%	97%

	Performance comparison questions
	Qualifying questions

n/a	An energy supplier who had fewer than 30 responses to the question/An energy supplier who did not submit results
-----	--

Annex A - Methodology

Interviews are conducted via telephone (Computer Assisted Telephone Interviews) or online, depending on what the customer prefers.

The interviews are completed within 15 days of the smart meter installation.

The interviews are carried out by an independent audit organisation using a methodology the supplier agrees in advance. Samples are drawn from all installations carried out in homes by the energy supplier in the relevant period.

Energy suppliers will need to provide a complete list of completed installations to their chosen independent survey organisation each week. The independent survey organisation selects which customers to invite to take part in the survey from those lists.

The independent survey organisation will choose which days and times to interview customers, making sure the Market Research Society Code of Conduct is adhered to.

- If a supplier is planning fewer than 5,000 smart meter installations in homes in the next 12 months, there is no requirement to survey customers.
- If a supplier is planning between 5,000-20,000 smart meter installations in homes in the next 12 months, 500 surveys will need to be completed over the year.
- If a supplier is planning more than 20,000 smart meter installations in homes in the next 12 months, 500 surveys will need to be completed each calendar quarter where 5,000 or more installations have happened.

More information about the SMICoP Monitoring and Compliance Customer Survey methodology can be found in [section C of the code](#).

Annex B – Monitoring Compliance Customer Survey submission thresholds

If a supplier plans on installing a lower number of meters, they might not need to complete surveys every quarter. Some suppliers report annually. The thresholds for when a supplier has to submit survey results, and how often are set out below:

Installations at Domestic Premises

Fewer than 5k planned installation-visits per annum

If a Supplier is planning fewer than 5k installations in respect of Domestic Premises within the calendar year, there is no requirement to survey customers for compliance purposes.

5k-20k planned installation-visits per annum

If a Supplier is planning between 5k-20k installations in respect of Domestic Premises within the calendar year, a total of 500 surveys will need to be completed to cover the 12-month period. The Supplier will advise the Code Administrator before the end of the first calendar quarter (January-March) if they are planning on installing between 5k-20k installations in respect of Domestic Premises within that calendar year. Results from surveys will be submitted in full no later than four weeks after the end of the calendar year to which they relate, and could be passed to (or requested by) the Authority, and used for compliance purposes.

More than 20k planned installation-visits per annum

If a Supplier is planning more than 20k installations in respect of Domestic Premises within the calendar year, a minimum of 500 surveys will need to be completed each calendar quarter. Results from these surveys could be passed to (or requested by) the Authority, and used for compliance purposes. Regardless of whether the 500 survey target is met, results from these surveys should be submitted on a quarterly basis. Results from these surveys could be passed to (or requested by) the Authority, and used for compliance purposes.

More information about the SMICoP Monitoring and Compliance Customer Survey submission thresholds can be found in [section C of the code](#).